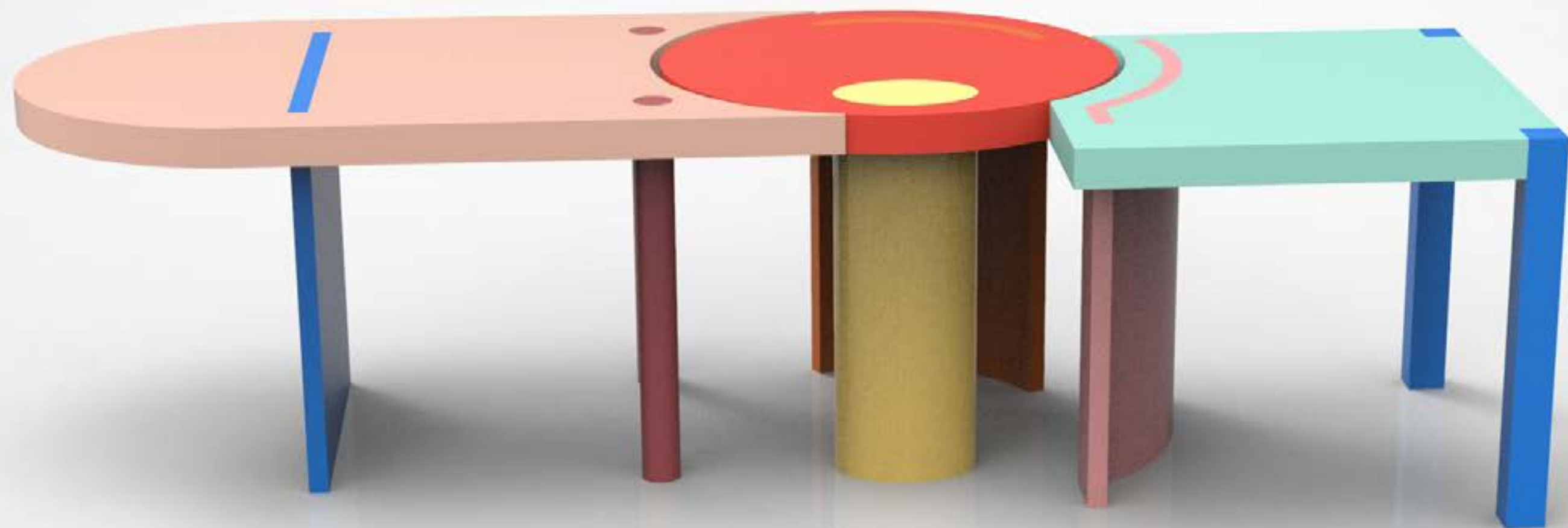


ARRA

A collection of floor screens and coffee table








Introduction

Working from home during this pandemic, has been a situation, all of us are trying to adapt to on an everyday basis. Creating a work space in especially in small apartments has been a creative challenge. Be it a designated physical space in our cozy homes or the mental discipline of separating work from home has definitely open up potential possibilities in the field of design.

People all over the world are sharing common experiences of coping with this behavioral shift in daily life. Where do we come in as designers? Do we have a role to play in redefining '**work from home**'?





HOME

02

A look on the inside

Different areas in our homes blur the boundaries between home and work due to lack of space.

How do the spaces we live and eat and play in also allow for a functional and separate use for work?

HOMEWORK

02



OFFICE



The dining room

HOMework

03



Rick Joy, Studio Rick Joy

03

"I've designed so many home offices for people and then at the end of the day they prefer to sit at their dining room table, next to the kitchen so they can get themselves another cup of tea. I do that at my own home. I did an interview recently and I had to force myself to get into my home office."



CORONAVIRUS PANDEMIC

GLOBALLY

TOTAL CASES	DEATHS
29,136,553	925,820

IN THE UNITED STATES

TOTAL CASES	DEATHS
6,545,948	194,367

SOURCE: JOHNS HOPKINS UNIVERSITY

TRACKING HURRICANE SALLY



DEVELOPING STORY

TRUMP TEAM REPORTEDLY APPOINTS CLIMATE-SCIENCE DENIER TO TOP POSITION AT MAIN U.S. WEATHER AND CLIMATE AGENCY

CNN

NAS ▲ 203.11

SITUATION ROOM



Research

Gretchen Goldman, a scientist and mother of two young boys, posted a viral tweet to help normalize the existence of children in workspaces and the idea that people are caregivers, as well as employees.

The life of a working parent isn't easy, but the pandemic has made things more difficult, Goldman said.

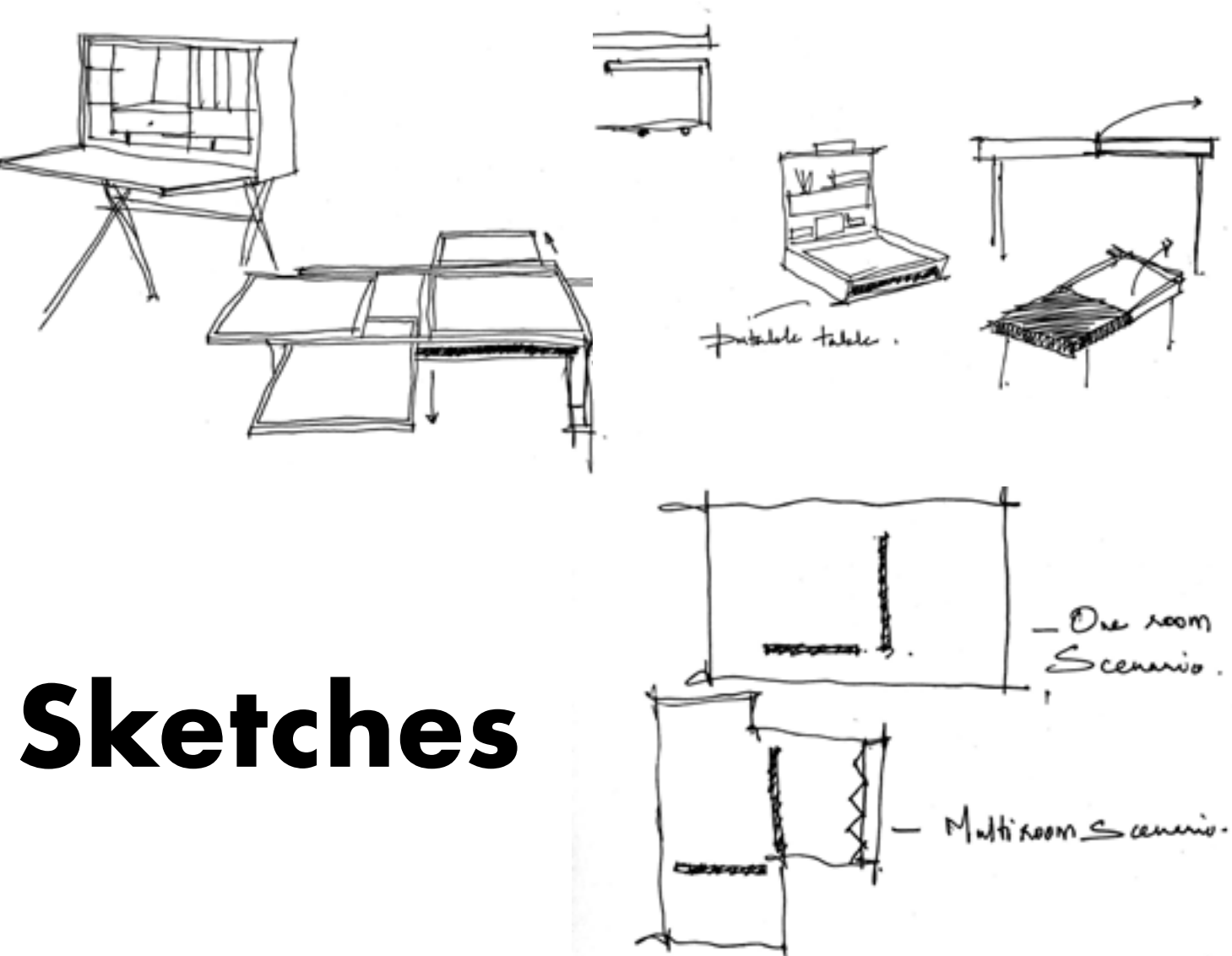
Parents, especially moms, have the "added challenges and burdens and mental load that is required to care for kids and also be expected to be in the workforce.

Inspiration

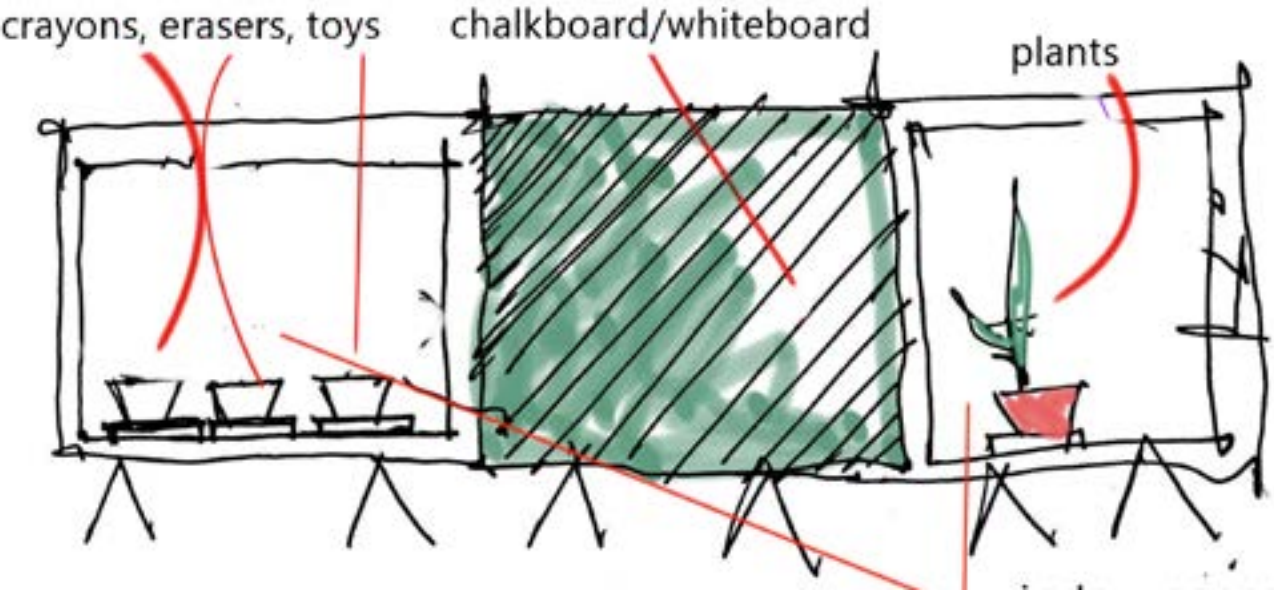
06



Ideas that work across scales and help create an efficient balance between home and work were pinned down on the inspiration board as initial research. Concepts like **levels, screens, shelves, organizers, storage** and **multi-use furniture** were further explored.



Sketches

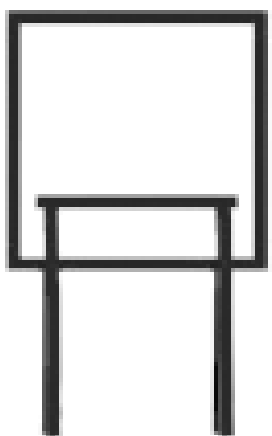
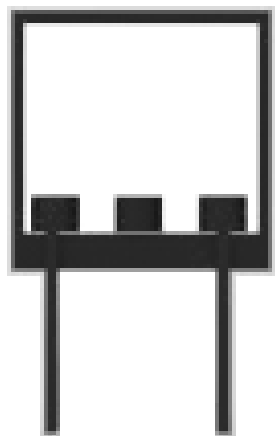

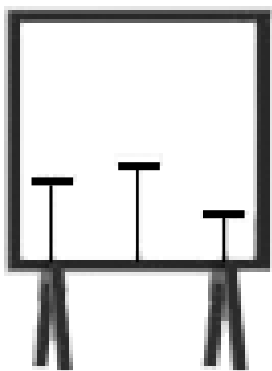



Iterations




HOMEWORK



08



Several iterations of the room partition were made with respect to proportions and functionality. Variations of a single model were laid out to suit different functions and, age groups and activities. This opened up possibilities for a complete collection of room screens.





09

These iterations were further prototyped into 3 dimensional models to test out the structural feasibility and proportions. White foam core was used to make scaled models and achieve a look and feel of these designs in actual space.



Prototypes

Some of the shapes and proportions did fail in terms of structural stability and thus led to an informed design process. Observations from these prototypes were refined along this process to obtain the right proportions.

Multifunctional patchwork



The room partitions provide different surfaces of various colors and textures that appeal to our senses and enhances the interaction between the users and these dividers. We live in current times of a pandemic where touching anything is a taboo. Providing these multiple surfaces at home makes these partions more personal. These surfaces can be suited to the activity. Materials like **felt, writing board, vinyl, fabric** and **wood** are used.


Surfaces



10

HOMework

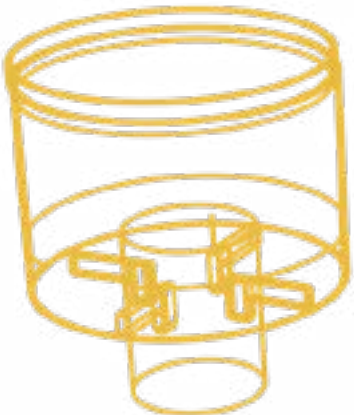




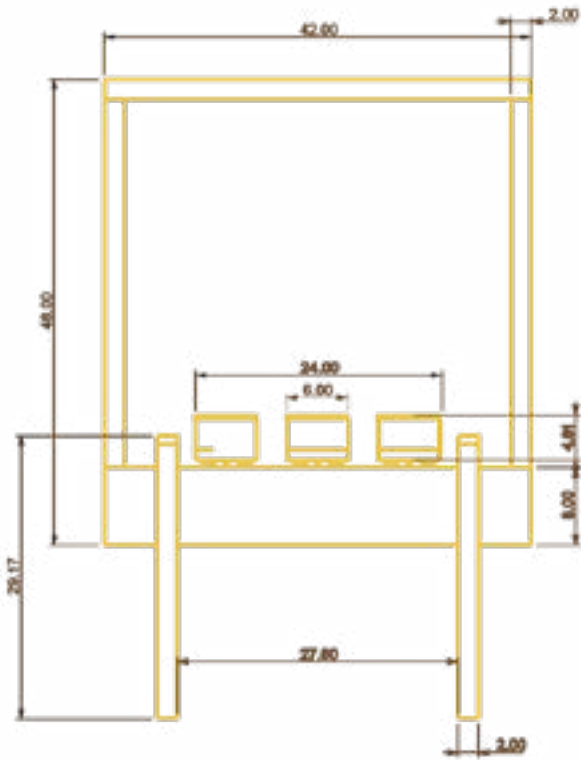
Collection

Arra is a collection of room dividers that allow a subtle divide between home and work. The window screen brings the outside on the inside making room for nature. The screens are designed to create a transient pause on entering the divided space and not completely shut out of the surrounding environment.

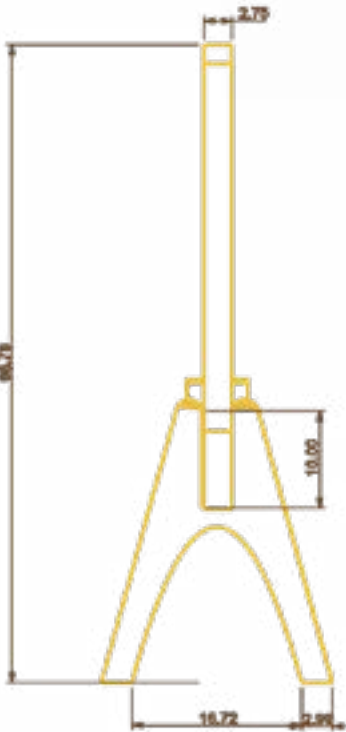
Drawings



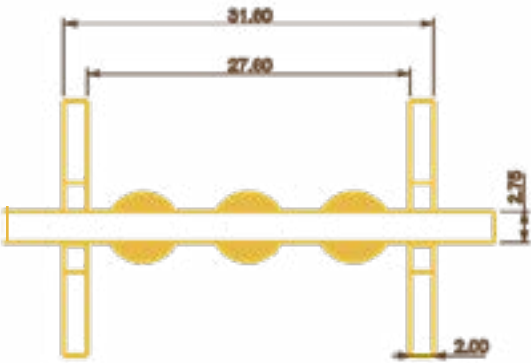
PLANTER BOX



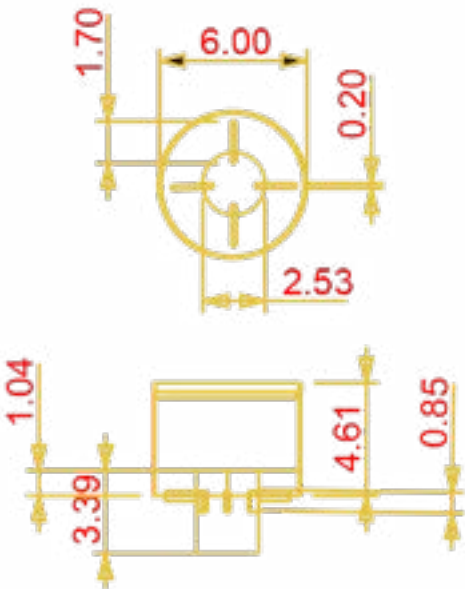
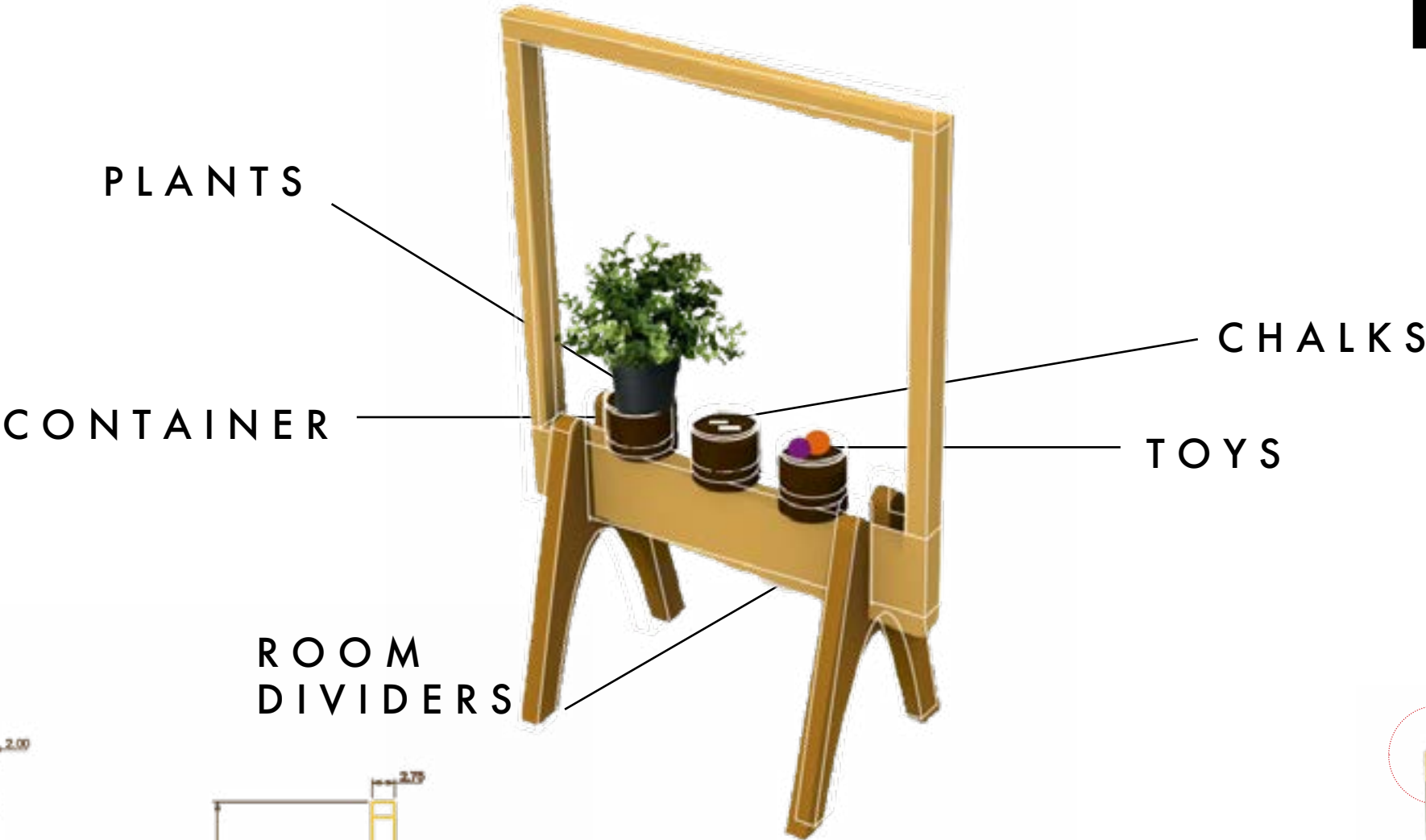
ELEVATION



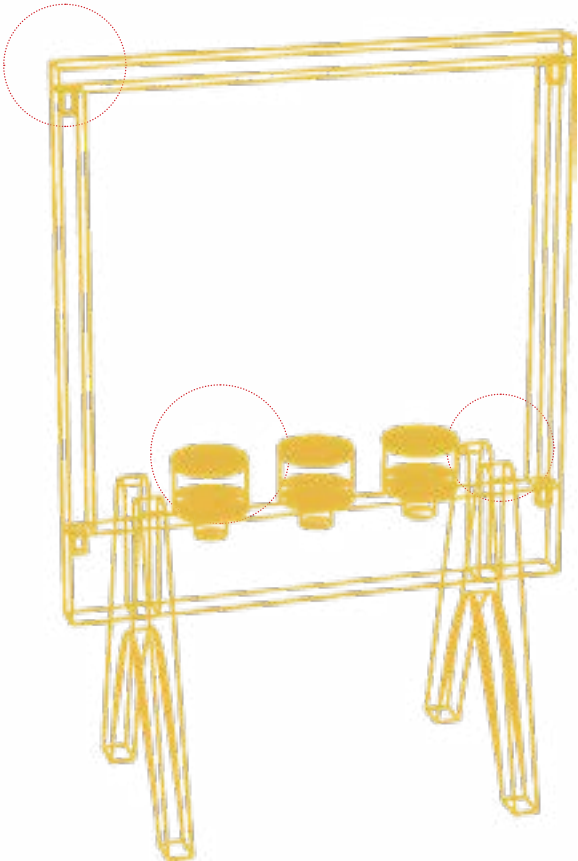
SECTION



PLAN



PLANTER BOX



DETAILED VIEW

The collection consists of variations suited to different activities. Different surfaces like white writing board, pin up board, felt board, window planters and fabric lined board is available for personalization.

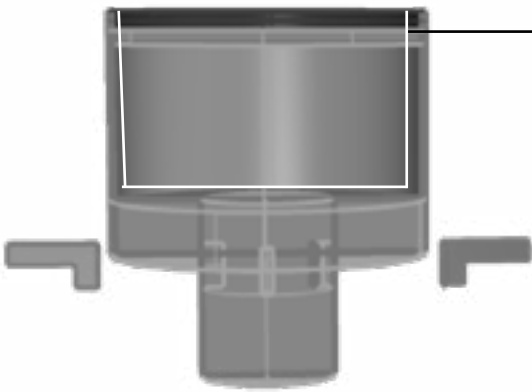


Details

The room divider is made up of a wooden frame that is fit together using tenon and mortise joint. The frame rests on the supports and locks into place using wooden dowels. The dark walnut plant box consists of a lid for placing things. The sheet cover inside allows for easy maintenance. The planter box is attached to the frame by a wooden dowel and metal ribs that provides further stability.



LID
BRASS COATED RIM
DARK WALNUT



SHEET COVER
METAL RIBS

PLANTER BOX



TENON AND MORTISE JOINT

PLANTER BOX



FRICTION FIT







16

HOMework

16

Arra

Hand-drawn sketches on graph paper showing various geometric shapes, lines, and annotations. The sketches include rectangles, circles, and abstract forms. Annotations include "locking young cavity", "locking", "Smaller", "thicker water for kids", and "4p". There are also some numbers like "21", "42", "48", "215", and "1.5".

HomeL




Arra PLAY

Arra Play is a collection of room dividers for children aged between 7-10 years old. These dividers are designed using fun shapes and colors engaging the children to interact with them and use the screens to focus on their school work. The dividers fit together in different ways adding a puzzle element in addition to it subtly dividing the space.

These dividers usually come in 2 pieces that can be fit together in creative ways. The shapes are open ended and thus stimulate the child's imagination.

19

HOMEWORK

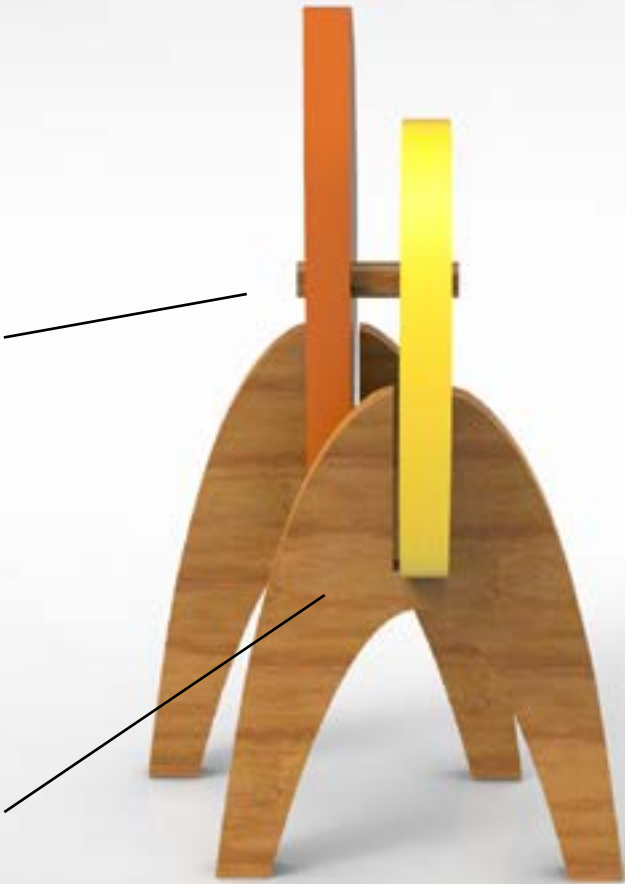


Details

The dividers can be arranged in a staggered formation, held into place by wooden dowels. These toy dowels can pushed into the holes provided on these pieces for a creative engagement.

WOODEN DOWELS

CURVED SUPPORTS



21

Arra PLAY

21

HOMework



Arra WHIRL

Taking inspiration from the floor screens, similar shapes, colors, and proportions come together to create a Whirl coffee table. The table comes in 3 pieces that can be joined or taken apart in a fun way depending on the type of activity. It is a multi-use table that can be adjusted by rotating the other pieces along the central circle and therefore finds a place in any corner of the home.



The table is designed using interesting supports that forms an interesting graphic table top. This table is ideal for a 2+ children home with each child using a part of the table to work. The colors and shapes further enhances the interaction between the table and the child.

HOMework

23

Arra WHIRL

23

HOMework

